


## GAALFLEX® VFD 9YSLCYK-J

Inverter, connection to frequency converters, (UV resistant), 0,6/1 kV

ELETTROTEK KABEL® GAALFLEX® VFD9YSLCYK-J  
 AWM Style 2570 1000V 80°C VW-1  
 AWM //II A/B 1000 V 80° FT-1



ELETTROTEK KABEL® GAALFLEX® VFD 9YSLCYK-J  
 AWM Style 2570 1000 V 80°C VW-1  
 AWM //II A/B 1000 V 80° FT-1



### Construction:

<b>Conductor:</b>	flexible red copper conductor Cl. 5, acc to IEC 60228, DIN VDE 0295
<b>Insulation:</b>	PP compound
<b>Cores color:</b>	4 cores: green/yellow, brown, black, grey acc. to DIN VDE 0293-308, HD 308 S2, 3 conductors + 3 earth conductors: grey, brown, black and green/yellow divided in interstices
<b>Stranding:</b>	in layers
<b>Screen:</b>	aluminium tape + PETP foil and tinned copper braid
<b>Outer Sheath:</b>	black (similar RAL 9005), PVC compound

### Resistance:



**Self-extinguishing and flame retardant acc. to:**  
 DIN VDE 0482 part 265-2-1,  
 EN 50265-2-1,  
 IEC 60332-1-2,  
 UL VW-1, CSA FT-1

### Technical data:

<b>Nominal voltage:</b>	U <sub>0</sub> /U 0,6/1 kV
<b>Nominal voltage UL:</b>	1000 V
<b>Test voltage:</b>	4 kV
<b>Temperature range</b>	
<i>Fixed laying:</i>	- 50 °C up to + 90 °C
<i>Flexible application:</i>	- 5 °C up to + 90 °C
<b>Temperature range UL:</b>	
<i>Fixed laying:</i>	- 40 °C up to + 80 °C
<i>Flexible application:</i>	- 5 °C up to + 80 °C
<b>Min. bending radius</b>	
<i>Single bending:</i>	4 x d
<i>Multiple bending:</i>	20 x d
<b>Insulation resistance:</b>	min. 200 MOhm x km
<b>Transfer impedance at 30 MHz Ω/km:</b>	< 250
<b>Mutual capacitance (4 conductors version):</b>	depending on the cross-section core/core 70 to 250 nF/km core/screen 110 to 410 nF/km

### Features:

USA: acc. to NFPA 79 Ed 08  
 UV resistant  
 outdoor use  
 acc. to EN 61800-3  
 suitable for application acc. to EN 55011, DIN VDE 0875 and EN 61800-3  
 EN VDE 90°C rated PP insulation  
 EMC (electromagnetic compatibility)  
 interconnection between frequency converter and motor  
 used in paper, chemical and heavy industry  
 low coupling resistance  
 AWM Style 2570 1000 V 80°C VW-1  
 AWM //II A/B 1000 V 80° FT-1

RoHS and CE approval



### Applications:


these motor power supply cables are flexible and have a special EMC performance due a double screened, low capacitance design. Ideal for frequency converters for variable speed. This cables are suitable in dry damp and wet rooms, Good resistance against acids, caustic solution, oils. Suitable for free, as well as static use, not suitable for continuously moving appliance under tensile load or if during flexing, accompanied by guidance.

## GAALFLEX® VFD 9YSLCYK-J


Inverter, connection to frequency converters, (UV resistant), 0,6/1 kV



ELETTROTEK KABEL® GAALFLEX® VFD 9YSLCYK-J  
 AWM Style 2570 1000V 80°C VW-1  
 c AWM //II A/B 1000 V 80° FT-1



ELETTROTEK KABEL® GAALFLEX® VFD 9YSLCYK-J  
 AWM Style 2570 1000 V 80°C VW-1  
 c AWM //II A/B 1000 V 80° FT-1



Part no.	No. of cores x cross section n x mm <sup>2</sup>	Outer Ø Ca. mm ±10%	Copper weight kg/km	Cable weight approx. kg/km	AWG no. 3)
33140H72041A16	4 G 1,5	10,5	87	230	16
33140H72041A14	4 G 2,5	11,8	133	300	14
33140H72041A12	4 G 4	13,3	213	485	12
33140H72041A10	4 G 6	14,9	298	630	10
33140H72041A08	4 G 10	17,7	460	860	8
33140H72041A06	4 G 16	21,5	707	1290	6
33140H72041A04	4 G 25	26,3	1100	1860	4
33140H72041A02	4 G 35	29,7	1542	2610	2
33140H72041A01	4 G 50	34,1	2206	2950	1
33140H72041A2C	4 G 70	40,9	3002	3950	2/0
33140H72041A3C	4 G 95	45,4	4004	5300	3/0
33140H72041A4C	4 G 120	49,8	5108	6600	4/0
33140H72041A5C	4 G 150	56,1	6225	7043	250 MCM
33140H72041A7C	4 G 185	61,4	7658	8384	350 MCM
33140H72041A9C	4 G 240	67,9	9940	12150	450 MCM
33140H72037A16	3 x 1,5 + 3 G 0,25	11,4	88	140	16 / 24
33140H72037A14	3 x 2,5 + 3 G 0,5	12,9	130	220	14 / 20
33140H72037A12	3 x 4 + 3 G 0,75	13,6	224	323	12 / 10
33140H72037A10	3 x 6 + 3 G 1	15,2	276	420	10 / 18
33140H72037A08	3 x 10 + 3 G 1,5	17,4	511	615	8 / 16
33140H72037A06	3 x 16 + 3 G 2,5	20	751	819	6 / 14
33140H72037A04	3 x 25 + 3 G 4	24,3	1204	1325	4 / 12
33140H72037A02	3 x 35 + 3 G 6	27,5	1535	1718	2 / 10
33140H72037A01	3 x 50 + 3 G 10	31,1	2156	2399	1 / 8
33140H72037A2C	3 x 70 + 3 G 10	37,1	2980	3056	2/0 / 8
33140H72037A3C	3 x 95 + 3 G 16	40	3953	4162	3/0 / 6
33140H72037A4C	3 x 120 + 3 G 16	42,6	4836	5074	4/0 / 6
33140H72037A5C	3 x 150 + 3 G 25	50	5412	6128	250 MCM / 4
33140H72037A7C	3 x 185 + 3 G 35	55,6	7077	7820	350 MCM / 2

Other dimension and colours available on request.